

LAMP. SURFACE-MOUNT CONCEALED HINGE HES2S-150-A110 110° Opening **NEW**

Latest
Info



Passed Private 300K Cycle Test

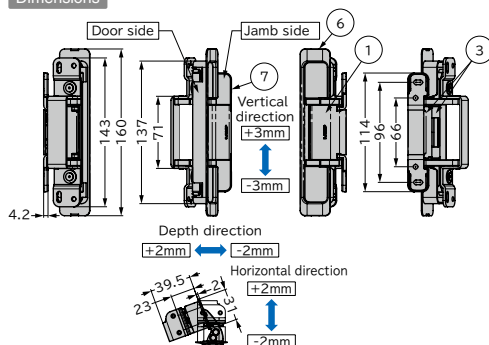


Closed

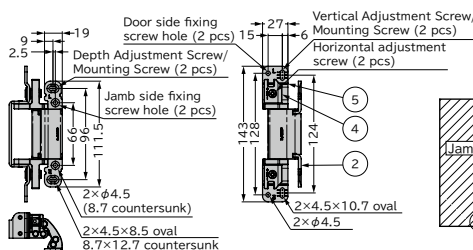
[Back](#)

With cover and plate removed

Dimensions



*The illustration below shows the state when opened at 90° without a cover.



No.	Part Name	Material	Finish / Colour
①	Body	POM	-
②	Base Plate	SPCC	Chrome
③	Arm	Zinc Alloy (ZDC)	Chemical Treatment
④	Inner Socket		Chrome
⑤	Outer Socket	SPCC	
⑥	Socket Cover	ABS	
⑦	Base Plate Cover		-

INSTRUCTION

Remarks

- Use with a door stopper to prevent opening farther than 110°.
- The hinge cannot be divided between the door and frame.
- Use the selection tool to check the compatibility for your projects.

Parts included

- Countersunk head tapping screw 4x20 (4 pcs/hinge) Stainless
- Cross-recessed truss tapping screw 4x16 (4 pcs/hinge) Steel
- Hex key 3
- Door side drilling/jamb side mounting template



HES Hinge

Usage Image



No mortising on the jamb side is required.

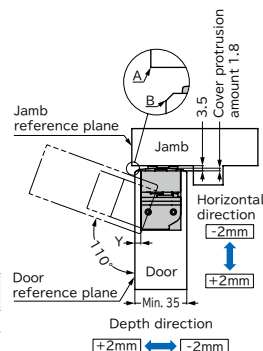
Locus Chart

Drill at the door corner (B). The jamb corner (A) can be used even without machining.

Y: Door Machining Margin	B: Door chamfering	A: Jamb chamfering
4.5 or below	1 or higher	-

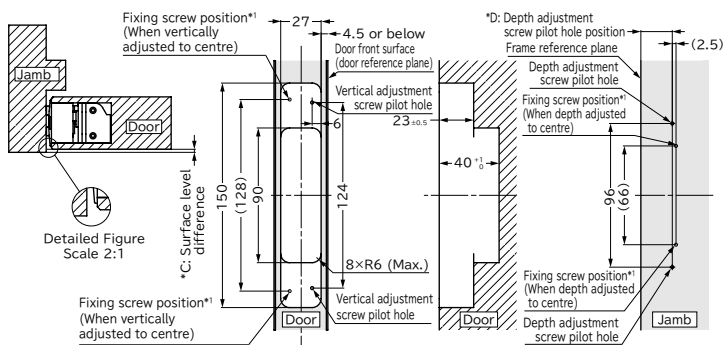


Feature



Cut Out Dimensions

Drill pilot holes at the positions of the adjustment and locating screws.



*1 Vertical/depth adjustment is not possible when the fixing screws have been mounted. Be sure to adjust in the vertical/depth directions before drilling the fixing screw pilot holes and mounting the fixing screws.

35 mm door (machining margin 4 mm)		36 mm door (machining margin 4.5 mm)	
*C: Surface level difference	*D: Adjustment screw pilot hole position	*C: Surface level difference	*D: Adjustment screw pilot hole position
0	19	0	19.5
1	20	1	20.5
2	21	2	21.5
3	22	3	22.5
4	23	4	23.5
5	24	5	24.5

RoHS	Item Code	Item Name	Colour	Door Width	Door Height	Door Thickness	Door Weight kg/2 pcs	Door Weight kg/3 pcs	Opening Angle
●	170-056-969	HES2S-150-A110-WT	White	Max. 900	Max. 2700	Min. 35	40	50	110°
●	170-056-970	HES2S-150-A110-BL	Black						
●	170-056-971	HES2S-150-A110-WGR	Warm Grey						